



Consumer Confidence Report

2007



Saint Peter Water Utilities

Water Quality Report 2007 Public Water Supply #152006



Drink Up Saint Peter!

The City of Saint Peter is issuing the results of monitoring done on its drinking water for the period of January 1 to December 31, 2007. The purpose of this report is to advance consumers' understanding of drinking water and heighten awareness of the need to protect precious water resources. City staff encourages you to share this information with anyone you may know who has occasion to consume the water and may not have received a copy of this report, for example renters.

Quality Water Begins With the Source

In 2007, the City of Saint Peter provided 430,378,300 gallons of high quality drinking water to the community from groundwater sources. Three separate aquifers (Jordan-Mt. Simon, Franconia-Ironton-Galesville and Mt. Simon-Hinckley) supply water to seven wells that vary in depth from 130' to 752' deep. These wells feed two water filtration plants that pump water into the distribution system, which contains 57 miles of water main and 2,500,000 gallons of treated water storage. The City of Saint Peter treats all water that enters the distribution system through two filtration plants; the Jefferson Filter Plant which was built in the early 1950's and the Saint Julien Filter Plant (located at the Department of Public Works) was constructed in the late 1980's. Both of these plants add fluoride as directed by state law, remove iron and manganese from the raw water, and disinfect the finished water. Utility staff monitors chlorine residual levels on a daily basis to assure the water is disinfected.

Water Utility officials are actively involved in protecting your drinking water supply by developing and implementing source protection programs as identified in the Saint Peter Wellhead Protection Plan (SPWHPP). The SPWHPP and the Minnesota Department of Health have identified that one of the sources of water for our community is susceptible to contamination. If you wish to obtain the entire source water assessment regarding the drinking water system for Saint Peter it is available by calling 1-800-818-9318 (and press 5) during normal business hours. Also, you can view it online at www.health.state.mn.us/divs/eh/water/swp/swa go to "find an assessment" and type Saint Peter. The Minnesota Department of Health reviewed and approved the SPWHPP in 1998, which provides a plan for education and implementation of protective measures for our wellhead recharge area. Implementation of the plan will provide for a higher level of protection of the City's water supply now and in the future.

Call the City of Saint Peter, Department of Public Works, Water Utility at 507-934-0670 if you have questions about the drinking water in Saint Peter or if you would like information about opportunities for public participation in decisions that may affect the quality of the water.

Compliance With National Primary Drinking Water Regulations

The sources of drinking water (both tap water and bottled water) include rivers, lakes, streams, ponds, reservoirs, springs, and wells. As water travels over the surface of the land or through the ground, it dissolves naturally-occurring minerals and, in some cases, radioactive material, and can pick up substances resulting from the presence of animals or from human activity.

Contaminants that may be present in source water include:

Microbial contaminants, such as viruses and bacteria, which may come from sewage treatment plants, septic systems, agricultural livestock operations, and wildlife.

Inorganic contaminants, such as salts and metals, which can be naturally-occurring or result from urban stormwater runoff, industrial or domestic wastewater discharges, oil and gas production, mining, or farming.

Pesticides and herbicides, which may come from a variety of sources such as agriculture, urban stormwater runoff, and residential uses.

Organic chemical contaminants, including synthetic and volatile organic chemicals, which are by-products of industrial processes and petroleum production, and can also come from gas stations, urban stormwater runoff, and septic systems.

Radioactive contaminants, which can be naturally-occurring or be the result of oil and gas production and mining activities.

In order to ensure that tap water is safe to drink, the U.S. Environmental Protection Agency (EPA) prescribes regulations which limit the amount of certain contaminants in water provided by public water systems. The Food and Drug Administration regulations establish limits for contaminants in bottled water which must provide that same protection for public health.

Drinking water, including bottled water, may reasonably be expected to contain at least small amounts of some contaminants. The presence of contaminants does not necessarily indicate that the water poses a health risk. More information about contaminants and potential health effects can be obtained by calling the Environmental Protection Agency's Safe Drinking Water Hotline at 1-800-426-4791.

Glossary

MCLG—Maximum Contaminant Level Goal: The level of a contaminant in drinking water below which there is no known or expected risk to health. MCLGs allow for a margin of safety.

MCL—Maximum Contaminant Level: The highest level of a contaminant that is allowed in drinking water. MCLs are set as close to the MCLGs as feasible using the best available treatment technology.

MRDL—Maximum Residual Disinfectant Level.

MRDLG—Maximum Residual Disinfectant Level Goal.

AL—Action Level: The concentration of a contaminant which, if exceeded, triggers treatment or other requirement which a water system must follow.

90th Percentile Level—This is the value obtained after disregarding ten percent of the samples taken that had the highest levels. (For example, in a situation in which 10 samples were taken, the 90th percentile level is determined by disregarding the highest result, which represents ten percent of the samples.) Note: In situations in which only five samples are taken, the average of the two with the highest levels is taken to determine the 90th percentile level.

pCi/l—PicoCuries per liter (a measure of radioactivity).

ppb—Parts per billion, which can also be expressed as micrograms per liter (ug/l).

ppm—Parts per million, which can also be expressed as milligrams per liter (mg/l).

N/A—Not Applicable (does not apply).

Results of Monitoring

City staff works diligently to assure that the treated water in Saint Peter is **SAFE** to drink. The drinking water does contain some substances at levels below the state and federal standards; however, the Minnesota Department of Health reviews City of Saint Peter Water Treatment operations to confirm the drinking water meets requirements.

No contaminants were detected at levels that exceeded the federal drinking water standards. However, some contaminants were detected in trace amounts that were below legal limits. The table that follows, shows the contaminants that were detected in trace amounts last year. (Some contaminants are sampled less frequently than once a year; as a result, not all contaminants were sampled in 2007. If any of these contaminants were detected the last time they were sampled, they are included in the table along with the date that the detection occurred.)

Contaminant (Units)	MCLG	MCL	Level Found Range (2007)	Average/ Result *	Typical Source of Contaminant
Barium	2	2	.0229-.028	.03	Discharge of drilling wastes; Discharge from metal refineries; Erosion of natural deposits.
Fluoride (ppm)	4	4	.97-1.1	1.08	State of Minnesota requires all municipal water systems to add fluoride to the drinking water to promote strong teeth; Erosion of natural deposits; Discharge from fertilizer and aluminum factories.
Haloacetic Acids (HAA5) (ppb)	0	60	N/A	3.8	By-product of drinking water disinfection.
Nitrate (as Nitrogen) (ppm)	10	10	1.4-3.4	3.4	Runoff from fertilizer use; Leaching from septic tanks; Erosion of natural deposits.
TTHM (Total trihalomethanes)(ppb)	0	80	N/A	39.9	By-product of drinking water disinfection

* This is the value used to determine compliance with federal standards. It sometimes is the highest value detected and sometimes is an average of all detected values. If it is an average, it may contain sampling results from the previous year.

♥ Follow-up sampling showed no contamination present.

Contaminant (Units)	MRDLG	MRDL	****	*****	Typical Source of Contaminant
Chlorine (ppm)	4	4	.6 - 1.2	.89	Water additive used to control microbes.

**** Highest and Lowest Monthly Average. ***** Highest Quarterly Average.



Only Tap Water Delivers™

Contaminant (Units)	MCLG	AL	90% Level	# Sites Over All	Typical Source of Contaminant
Copper (ppm) (7/14/2005)	N/A	1.3	.18	0 out of 30	Corrosion of household plumbing systems; Erosion of natural deposits.
Lead (ppb) (7/14/2005)	N/A	15	7	1 out of 30	Corrosion of household plumbing systems; Erosion of natural deposits.

If present, elevated levels of lead can cause serious health problems, especially for pregnant woman and young children. Lead in drinking water is primarily from materials and components associated with services lines and home plumbing. The City of Saint Peter is responsible for providing high quality drinking water, but cannot control the variety of materials used in plumbing components. When your water has been sitting for several hours, you can minimize the potential for lead exposure by flushing your tap for 30 seconds to two minutes before using water for drinking or cooking. If you are concerned about elevated lead levels in your home's water, you may wish to have your water tested. Information on lead in your water, testing methods, and steps you can take to minimize exposure is available from the Safe Drinking Water Hotline or at <http://www.epa.gov/safewater/lead>.

Some contaminants do not have a Maximum Contaminant Level established for them. These "unregulated contaminants" are assessed using state standards known as health risk limits to determine if they pose a threat to human health. If unacceptable levels of an unregulated contaminant are found, the response is the same as if an MCL has been exceeded; the water system must inform its customers and take other corrective actions. In the table that follows are the unregulated contaminants that were detected:

Contaminant (Units)	Level Found		Typical Source of Contaminant
	Range (2007)	Average/Result	
Sodium (ppm) (2/05/2003)	71-100	100	Erosion of natural deposits.
Sulfate (ppm) (2/05/2003)	145-154	154	Erosion of natural deposits.


Some people may be more vulnerable to contaminants in drinking water than the general population. Immuno-compromised persons such as persons with cancer undergoing chemotherapy, persons who have undergone organ transplants, people with HIV/AIDS or other immune system disorders, some elderly, and infants can be particularly at risk from infections. These people should seek advice about drinking water from their health care providers. EPA/CDC guidelines on appropriate means to lessen the risk of infection by Cryptosporidium are available from the Safe Drinking Water Hotline at 1-800-426-4791.

Water Trivia! Fun Facts About Water...

1. How much water does it take to cook a hamburger?
2. How long can a person live without food?
3. How long can a person live without water?
4. How much water is used to flush a toilet?
5. How much water is used to brush your teeth?
6. How much water does an individual use daily?
7. How much of a chicken is water?
8. How much of a pineapple is water?
9. How much of an elephant is water?
10. How much of an ear of corn is water?

1.	Approximately one gallon
2.	More than a month
3.	Approximately one week, depending upon conditions
4.	2-7 gallons
5.	2 gallons
6.	50 gallons
7.	75%
8.	80%
9.	70%
10.	80%

Answers:



English: This report contains very important information. Translate or ask someone who understands it.

Spanish: Información importante. Si no la entiende, haga que alguien se la traduzca ahora.

Hmong: Nov yog ntaub ntawv tseem ceeb. Yog koy tsi to taub, nrhiav neeg pab txhais rau koh kom sai sai.